

Rate Indicator & Totaliser

- Wide input signal sensing range 0.01Hz to 20KHz.
- Wide Totalizer range from 1 to 9999999.
- Wide Rate range from 1 to 999999.
- Prescaling facility for Rate Indicator.
- Alarm facility for both Rate Indicator & Totalizer.
- Password enabled.
- Signal Over-range displayed.



Ordering Information

Cat. No.	Description
Z3301N0G2FT00	9 VDC - 30 VDC (with Relay output)

Rate Indicator & Totaliser



Cat. No.	Z3301N0G2FT00			
Parameters				
Supply Voltage (±)	9 VDC to 30 VDC			
Max. Power Consumption (W)	0.73 W			
Input Signal	Range 1 : 0.1 Hz to 40 Hz			
Frequency Range	Range 2 : 0.1 Hz to 20 KHz			
Output Type	Relay: 1 C/O, Contact Rating:5 A(Res.) @250 VAC / 30VDC Contact Material: Ag Alloy			
Display	7 digit LCD, 6.5mm Height, 12 O' Clock, Transmissive			
Rate Display	6 digit Display			
Number of keys	2 (SET & RST)			
Reset	Reset type	Terminal	Front	Auto Reset
Function	Time (min.)	80 ms	3 Sec	-
Rate Accuracy	± 0.01%			
Totalizer Accuracy	100 %			
Decimal Point Position (max.)	4			
Pre-scaler	4 digits before decimal point & 3 digits after decimal point.			
Operating Temperature	- 10° C to +55° C			
Storage Temperature	- 10° C to +60° C			
Humidity	5 to 95% Rh (Without condensation)			
Maximum Operating Altitude	2000 m			
Pollution Degree	II			
Degree of Protection	Front side : IP40; Terminals: IP20, Housing: IP30			
Enclosure material	UL 94 V0 Plastic			
Casing color	Black			
Weight (Unpacked)	52g			
Operating Position	Horizontal			
Termination wire Sizes	Wire size : 22-14 AWG, 0.3-2.5 mm			
Panel Cut-out	22mm X 44.8mm			
Mounting	Flush / Panel Mounting			
Certification				

EMI / EMC

ESD	IEC 61000-4-2
Radiated Susceptibility	IEC 61000-4-3
Electrical Fast Transients (Supply)	IEC 61000-4-4
Electrical Fast Transients (Signal)	IEC 61000-4-4
Surge	IEC 61000-4-5
Conducted Susceptibility	IEC 61000-4-6
Power Frequency Magnetic Field	IEC 61000-4-8
Voltage Dips	IEC 61000-4-29
Conducted Emission	CISPR 11
Radiated Emission	CISPR 11

Safety Compliance:

Test Voltage (All Terminal & Housing)	IEC 60947-5-1
Signal Fault	IEC 61010-1
Leakage Current	UL 508

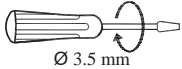

Environmental

Cold Heat	IEC 60068-2-1
Dry Heat	IEC 60068-2-2
Vibration	IEC 60068-2-6
Repetitive Shock	IEC 60068-2-27
Non-Repetitive Shock	IEC 60068-2-27

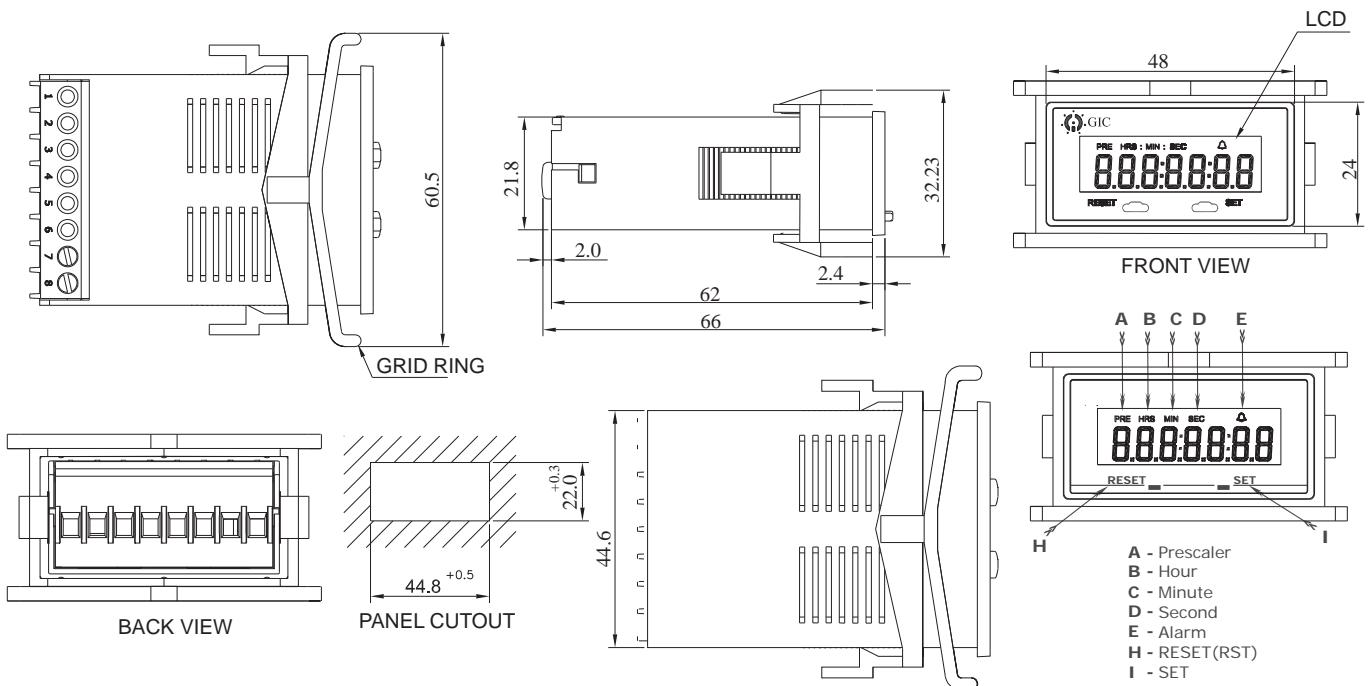
Rate Indicator & Totaliser



TERMINAL TORQUE & CAPACITY

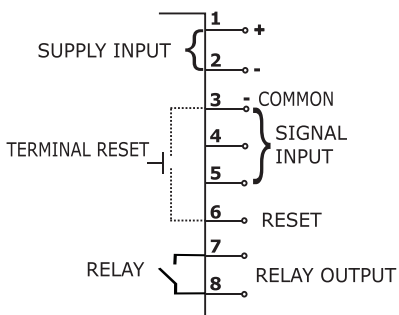
 Ø 3.5 mm	Torque - 0.40 N.m (3.5 Lb.in) Terminal screw - M2.5
	Solid Wire - 1 X 0.3...2.5 mm ²
AWG	22 to 14

MOUNTING DIMENSIONS (mm)

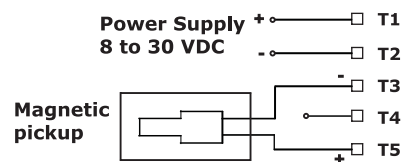


CONNECTION DIAGRAM

Z3301N0G2FT00



Magnetic pickup:



Proximity Switch Connection Diagram:

